

PRODUCT DATASHEET


LN COMP HO 600 10 W 3000 K

LINEAR COMPACT HIGH OUTPUT | Compact single or light line luminaire with high luminous flux



Areas of application

- Direct replacement for luminaires with fluorescent lamps
- Indoor applications
- Corridors, entrance areas, stairwells, living rooms, basements
- Accent lighting
- Public areas
- Cove lighting
- Shelves, furniture integration or under cabinet mounting
- Seamless linear lighting



Product benefits

- Compact dimensions
- Little space required thanks to compact dimensions
- Seamless connection of up to 10 luminaires in a line
- High lumen output up to 2500 lm
- Seamless connection without visible cables when connected to Linear Compact Batten
- Low flicker light thanks to special electronic control gear
- Angled connection possible with included cable
- Flexible installation in 2 different angles with 2 different mounting options
- Flexible application due to a wide range of available lengths of 600 to 1500 mm
- 5 years guarantee

Product features



- Replacement for traditional T8 or T5 luminaires
- Up to 10 luminaires connectable
- Translucent end caps
- Linear Compact Batten connectable at the beginning of the row with wiring on back side
- Versions with luminous flux 1000...2500 lm available
- 4 different lengths available
- High luminous efficacy: up to 100 lm/W
- Glow Wire Test according to IEC 60695-2-12: 850 °C

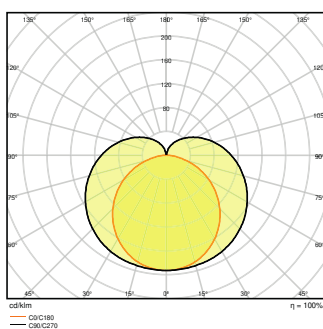
TECHNICAL DATA

Electrical data

Nominal wattage	10.00 W
Nominal voltage	220...240 V
Mains frequency	50...60 Hz
Nominal current	0.13 A
Inrush current	10 A
Inrush current time T_{h50}	150 μ s
Max. number of luminaires per miniature circuit breaker B16	60
Max. number of luminaires per miniature circuit breaker C10	48
Max. number of luminaires per miniature circuit breaker C16	76
Power factor λ	> 0.5
Total harmonic distortion	89 %
Protection class	II
Operating mode	Integrated LED driver

Photometrical data

Luminous flux	1000 lm
Luminous efficacy	100 lm/W
Color temperature	3000 K
Light color (designation)	Warm White
Color rendering index Ra	> 80
Standard deviation of color matching	< 5 sdc _m
Photobiological safety group acc. to EN62778	RG0
Beam angle	140 °



LN COMP HO 600 10W 3000K
IP20

Dimensions & Weight

Length	573.00 mm
Width	24.00 mm
Height	36.00 mm
Product weight	300.00 g



Materials & Colors

Product color	White
Housing color	White
Body material	Polycarbonate (PC)
Cover material	Polycarbonate (PC)
Light emitting surface material	Polycarbonate (PC)
Glow Wire Test according to IEC 60695-2-12	850 °C
Mercury content	0.0 mg

Application & Mounting

Ambient temperature range	-20...+40 °C
Type of connection	Screw terminal, 2-Pole (L,N)
Type of protection	IP20
Protection class IK (shock resistance)	IK03
Dimmable	No
Mounting type	Surface
Mounting location	Ceiling / Wall
Application environment	Indoor
With light source	Yes

Lifespan

Lifespan L70/B50 at 25 °C	50000 h ¹⁾
Lifespan L80/B10 at 25 °C	40000 h ¹⁾
Lifespan L80/B50 at 25 °C	40000 h
Lifespan L90/B10 at 25 °C	30000 h
Number of switching cycles	100000

1) t[h]: L70 / B50 @ 25 °C (Ta), t[h]: L80 / B10 @ 25 °C (Ta), t[h]: L90 / B10 @ 25 °C (Ta)

Control gear

Output current	110 mA
----------------	--------

Certificates & Standards

Standards	CE / CB / TÜV SÜD / EAC / EPD
Luminaire with limited surface temperature, "D sign"	No
Ball shot safe	No
EPD	LEDV-00005-V01.01-EN
Replaceable light source (EPREL)	Not replaceable




EQUIPMENT / ACCESSORIES





- Equipped with power plug, cable connector and line adapter for connecting further luminaires
- Mounting material for wall and ceiling installations included







Safety advice



- All electrical connections must be made by a qualified person.
- To reduce the risk of strangulation the flexible wiring connected to this luminaire shall be effectively fixed to the wall if the wiring is within arm's reach.


DOWNLOAD DATA

	Documents and certificates	Document name
	User instruction / safety instructions	Linear_Compact_Switch_UI
	On-Pack-Info	Legal Insert Linear Compact
	Legal information	LS Insert LN COMP HO and SWITCH

Documents and certificates		Document name
	Legal information	Informationstext 18 Abs 4 ElektroG
	Declarations of conformity	Attestation of Conformity Linear Comp
	Declarations of conformity	EU Declaration of Conformity Linear Comp Switch and HO LEDV
	Declarations of conformity UKCA	LN COMP HO

Photometric and lighting design files		Document name
	IES file (IES)	LN COMP HO 600 10W 3000K IP20
	LDT file (Eulumdat)	LN COMP HO 600 10W 3000K IP20
	ULD file (DIALux)	LINEARCOMPACTHIGHOUTPUT60010W3000K
	ROLF file (RELUX)	LN COMP HO 600
	UGR file (UGR table)	LN COMP HO 600 10W 3000K IP20
	Light distribution curve type polar	LN COMP HO 600 10W 3000K IP20

CAD/BIM files		Document name
	BIM Revit 3D	Linear Compact
	CAD STEP 3D	LN COMP HO 600

Tender texts		Document name
	Tender documents	LINEAR COMPACT HIGH OUTPUT 600 10 W 3000 K-EN

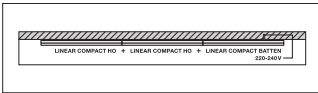
LOGISTICAL DATA

Product code	Packaging unit (Pieces/Unit)	Dimensions (length x width x height)	Gross weight	Volume
4058075106277	Folding box 1	780 mm x 40 mm x 30 mm	364.00 g	0.94 dm ³

Product code	Packaging unit (Pieces/Unit)	Dimensions (length x width x height)	Gross weight	Volume
4058075106284	Shipping box 25	818 mm x 233 mm x 180 mm	8070.00 g	34.31 dm ³

The mentioned product code describes the smallest quantity unit which can be ordered. One shipping unit can contain one or more single products. When placing an order, for the quantity please enter single or multiples of a shipping unit.

ADDITIONAL CATALOG INFORMATION



References / Links

– For Guarantee see www.ledvance.com/guarantee

DISCLAIMER

Subject to change without notice. Errors and omission excepted. Always make sure to use the most recent release.