


# Product Data Sheet

## GWF1610LA940

ELIA PL



ELIA PL is a LED lowbay for lighting offices, available in square or rectangular versions with a frame in white powder-coated die-cast aluminium and two types of PMMA shield, a high-efficiency micro-prism version with a UGR of less than 19 and an opal version with an UGR of 22. ELIA PL can be flush-mounted in false ceilings with standard panels, or alternatively, can be ceiling or suspension-mounted using the accessories provided separately. The family of products is available with a colour temperature of 3,000K (warm white) or 4,000K (neutral white), a colour rendering index of more than 80 or more than 90 and a separate electronic power supply supplied as part of a kit, in On/Off or DALI versions. ELIA PL is easy to install thanks to the reduced weight of the device and the connector for electrical wiring which enables connection to the remote power supply.

### GENERAL INFORMATION

Context	Interior lighting
Luminaire	Modular LED luminaire
Application	Internal
Unique digital code (Datamatrix)	Currently not present
Colour	White
Type of light source	LED
System power	33 W
LED Lifetime	L80B50 (Tq25°) = 50.000h
Weight (kg)	2.4
Warranty	5 years
Stocking temperature	-20° +65°
Operating temperature	-20° +45°

### OPTIC AND ILLUMINATING FEATURES

Optic	Wide opal
Unified Glare Rating	UGR<22
Lumen output (lm)	3600
Efficacy (lm/W)	109
Colour temperature	4000 K
Colour Rendering Index	CRI 90
Standard Deviation Colour Matching	SDCM = 3
Photobiological Risk Class	RG0
Standard	EN 60598-1; EN 60598-2-2; IEC/TR 62778; EN 62493

### MATERIALS

Body	Aluminium
Shield type	PMMA
Optic	High-diffusion opalescent diffuser
Gasket	-
Locking Hook	-

### ELETRICAL AND LIGHTING FEATURES

Supply voltage	220-240 V
Rated frequency (Hz)	50 / 60
Driver	External - Included
Driver failure rate	F025 (Tq=25°C) = 50.000 h
Overvoltage protection	DM 1 kV
Control System	ON / OFF

### INSTALLATION AND MAINTENANCE


Mounting and installation	Flushed (ceiling-mounted and hanging require separately ordered accessories)
Tilt	With suspension adjustment Kit
Wiring	With connection terminal on driver
Fixing	Free-standing or via separately ordered accessories

### STANDARDS AND APPROVALS

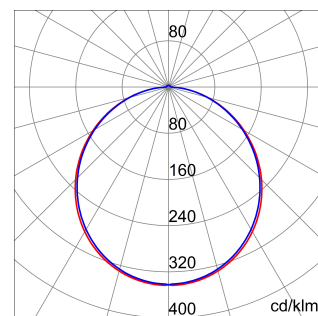
Classification	-
Device with reduced surface temperature	-
DIN 18032-3 certification	-
IPEA	-
Insulation class	II
IP degree	IP20 - IP40
Mechanical resistance	IK03
Glow Wire Test	650 °C

Light source replaceability	Non-replaceable
Controlgear replaceability	By professional
Driver Box	-
Maximum surface exposed to the wind	-

## DIMENSIONAL



## PHOTOMETRIC DISTRIBUTION



## TECHNICAL SYMBOLOGY



**IP**  
IP20 - IP40

**IK**  
IK03

**GWT**  
650 °C

Product Data Sheet  
**GWF1610LA940**

ELIA PL

STANDARDS/APPROVALS

