

PRODUCT DATASHEET DULUX D 13 W/830

OSRAM DULUX® D | CFLni, 2 tubes, with 2-pin base for CCG operation



Areas of application

- Offices, public buildings
- Shops
- Supermarkets and department stores
- Hotels, restaurants
- Industry

Product benefits

- Improved maintenance

Product features

- Good color rendering index
- Short and compact pin-base lamp with double-turn tubes
- Single-ended two-pin plug-in G24d base



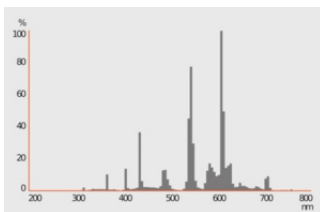
TECHNICAL DATA

Electrical data

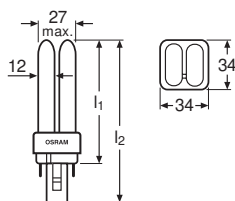
Nominal wattage	13 W
Construction wattage	13.90 W
Nominal voltage	91 V
Nominal current	0.18 A

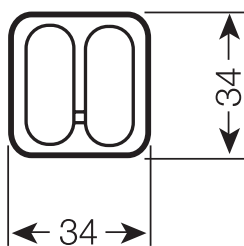
Photometrical data

Luminous flux	870 lm
Luminous efficacy	63 lm/W
Light color (designation)	LUMILUX Warm White
Color temperature	3000 K
Color rendering index Ra	≥ 80
Light color	830
Rated LLMF at 2,000 h	0.85
Rated LLMF at 4,000 h	0.78
Rated LLMF at 6,000 h	0.76
Rated LLMF at 8,000 h	0.75



Dimensions & Weight





Overall length	138.00 mm
Length with base excl. base pins/connection	115,00 mm
Diameter	12.00 mm
Tube diameter	12 mm
Product weight	37.5 g

Temperatures & operating conditions

Ambient temperature range	-5...+40 °C
---------------------------	-------------

Lifespan

Service life	6500 h
Rated lamp survival factor at 2,000 h	0.99
Rated lamp survival factor at 4,000 h	0.99
Rated lamp survival factor at 6,000 h	0.95
Rated lamp survival factor at 8,000 h	0.81
Lifespan B50	10000 h

Additional product data

Base (standard designation)	G24d-1
Mercury content	1.6 mg

Capabilities

Dimmable	No
----------	----

Certificates & Standards

Energy efficiency class	G
Energy consumption	14.00 kWh/1000h

Country-specific categorizations

ILCOS	FSQ-13/830-I-G24d-1
-------	---------------------

Order reference	DULUX D 13W/830
-----------------	-----------------

Energy labelling regulation data acc EU 2019/2015

Lighting technology used	CFLNI
Non-directional or directional	NDLS
Mains or non-mains	NMLS
Light source cap-type (or other electric interface)	G24d-1
Connected light source (CLS)	No
Color-tuneable light source	No
Envelope	No
High luminance light source	No
Anti-glare shield	No
Correlated colour temperature type	SINGLE_VALUE
Claim of equivalent power	No
Length	138.00 mm
Height	12.00 mm
Width	12.00 mm
Chromaticity coordinate x	0,440
Chromaticity coordinate y	0,403
Beam angle correspondence	SPHERE_360
EPREL ID	546428
Model number	AC34203

EQUIPMENT / ACCESSORIES

- Suitable for operation on conventional control gear

Safety advice

- In case of lamp breakage: www.ledvance.com/brokenlamp

DOWNLOAD DATA

Documents and certificates



Declarations Of Conformity CE

Documents and certificates

Certificates

Photometric and lighting design files

Spectral power distribution

LOGISTICAL DATA

Product code	Packaging unit (Pieces/Unit)	Dimensions (length x width x height)	Gross weight	Volume
4050300025698	Folding box 1	35 mm x 35 mm x 145 mm	52.00 g	0.18 dm ³
4050300257969	Shipping box 10	187 mm x 81 mm x 163 mm	566.50 g	2.47 dm ³

The mentioned product code describes the smallest quantity unit which can be ordered. One shipping unit can contain one or more single products. When placing an order, for the quantity please enter single or multiples of a shipping unit.

DISCLAIMER

Subject to change without notice. Errors and omission excepted. Always make sure to use the most recent release.