

## PRODUCT DATASHEET

### ST8S-UN 16 W/3000 K 1200 mm

SubstiTUBE T8 STAR UNIVERSAL | LED tubes for electronic and electromagnetic control gears



#### Areas of application

- General illumination within ambient temperatures from -20...+45 °C
- Corridors, stairways, parking garages
- Cooling and storage rooms
- Warehouses

#### Product benefits

- Also suitable for operation at low temperatures
- Easy installation
- No bending thanks to glass technology

#### Product features

- Mercury-free and RoHS compliant
- Type of protection: IP20
- Lifetime: up to 30,000 h
- Compatible with conventional and many common electronic control gears (see also compatibility list) and line voltage



## TECHNICAL DATA

### Electrical data

Nominal wattage	16 W
Construction wattage	16.00 W
Nominal voltage	220...240 V
Claimed equiv. conventional lamp power	36 W
Nominal current	76 mA <sup>1)</sup>
Type of current	AC
Inrush current	56 A
Operating frequency	50...60 Hz
Mains frequency	50...60 Hz <sup>2)</sup>
Max. lamp no. on circuit break. 10 A (B)	68
Max. lamp no. on circuit break. B10 A - CCG without compensation	68
Max. lamp no. on circuit break. B10 A - CCG with compensation	37
Max. lamp no. on circuit break. 16 A (B)	103
Max. lamp no. on circuit break. B16 A - CCG without compensation	103
Max. lamp no. on circuit break. B16 A - CCG with compensation	62
Power factor $\lambda$	> 0.90

1) 390 mA for ECG (HF)

2) 20-75KHz for ECG (HF)

### Photometrical data

Luminous flux	1550 lm
Luminous efficacy	96 lm/W
Lumen main.fact.at end of nom.life time	0.70
Light color (designation)	Warm White
Color temperature	3000 K
Color rendering index Ra	$\geq 80$
Light color	830
Standard deviation of color matching	$\leq 6$ sdc
Rated LLMF at 6,000 h	0.80

### Light technical data

Beam angle	160 °
Warm-up time (60 %)	< 0.50 s

Starting time	< 0,5 s
Rated beam angle (half peak value)	160.00 °

### Dimensions & Weight

Overall length	1200.00 mm
Length with base excl. base pins/connection	1198 mm
Diameter	28.00 mm
Tube diameter	26,7 mm
Base diameter	28,0 mm
Maximum diameter	28 mm
Product weight	230.00 g

### Temperatures & operating conditions

Ambient temperature range	-20...+45 °C
Maximum temperature at tc test point	53 °C

### Lifespan

Lifespan	30000 h
Number of switching cycles	100000
Lumen maintenance at end of serv	0.70
Rated lamp survival factor at 6,000	≥ 0.90

### Additional product data

Base (standard designation)	G13
Mercury content	0.0 mg
Mercury-free	Yes

### Capabilities

Dimmable	No
----------	----

### Certificates & Standards

Energy efficiency class	F 1)
Energy consumption	16.00 kWh/1000h
Type of protection	IP20
Standards	CE

1) Energy efficiency class (EEC) on a scale of A++ (highest efficiency) to E (lowest efficiency)

### Country-specific categorizations

Order reference	ST8S-1.2M 16W/8
-----------------	-----------------

**LOGISTICAL DATA**

Temperature range at storage	-20...+80 °C
------------------------------	--------------




**Energy labelling regulation data acc EU 2019/2015**

Light source cap-type (or other electric interface)	G13
Length	1200.00 mm
Height	28.00 mm
Width	28.00 mm

**Safety advice**

- Operation in outdoor applications in suitable damp-proof luminaires possible according to data sheet and installation instruction.

**DOWNLOAD DATA**

DOWNLOAD DATA	
	Installation guide
	Installation guide
	zEulumdat (archived) - do not use

**LOGISTICAL DATA**

Product code	Packaging unit (Pieces/Unit)	Dimensions (length x width x height)	Gross weight	Volume
4058075137288	Sleeve 1	29 mm x 36 mm x 1,319 mm	307.00 g	1.38 dm <sup>3</sup>
4058075137295	Shipping box 8	1,363 mm x 180 mm x 125 mm	4052.00 g	30.67 dm <sup>3</sup>

The mentioned product code describes the smallest quantity unit which can be ordered. One shipping unit can contain one or more single products. When placing an order, for the quantity please enter single or multiples of a shipping unit.

**References / Links**

- For current information see [www.ledvance.com/substitute](http://www.ledvance.com/substitute)

### Legal advice

- When used to replace a T8 fluorescent lamp the total energy efficiency and light distribution depends on the design of the lighting system.
- 

### DISCLAIMER

Subject to change without notice. Errors and omission excepted. Always make sure to use the most recent release.