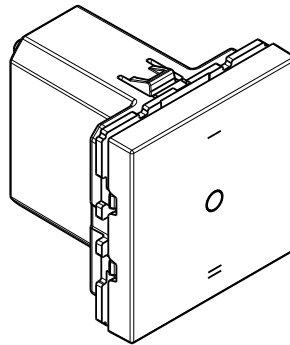


Classia
Connected switch/dimmer whit neutral

RW4412CM2 - RA4412CM2 - RG4412CM2



Use

Connected switch with neutral with dimmer option, configured by default as ON/OFF. Can be combined with one or more wireless lighting controls (dimmer mode can be activated from the Home + Control app) and/or mechanical push-buttons. For local or remote control of your lighting. Easy to install in place of a standard switch in a box 40 mm deep (minimum). Claw and/or screw fixing. - 2 modules

Technical characteristics

- Mechanical characteristics

Protection against impacts: IK 04
 Protection against solid bodies/liquids: IP 20 without plate and rockerplate

- Material characteristics

Mechanism casing: PC
 Halogen-free
 UV resistant
 Self-extinguishing: + 850°C/30 s for insulating parts holding live parts in place.
 + 650°C/30 s for the other insulating components.

- Electrical characteristics

Voltage: 100/240 V~
 Power: 150 W
 Frequency: 50/60 Hz
 Standby consumption: 0,7 W

Range

Designation	Cat. Nos.
For use in conjunction with the starter pack. Connected switch with neutral with dimmer option. With LED indicator (configuration) and RESET button (hidden) used to return to factory settings.	<input type="checkbox"/> RW4412CM2 <input type="checkbox"/> RA4412CM2 <input type="checkbox"/> RG4412CM2

Colours code:

- White
- Aluminum
- Black

Connection

Terminal type: screw
 Terminal capacity: 2 x 1.5 mm² or 2 x 2.5 mm²
 Stripping length: 7 mm
 Screwdriver: 3 mm flat

		R	L		
			LED 		
240 V~	Max.	150 W	(*)150 W	150 W	150 W
100 V~	Max.	75 W	(*)75 W	75 W	75 W

(*) For a good light confort, it is recommended to use bulbs of the same manufacturer.

The connected switch with neutral (with dimmer option) work with standard or dimmable bulbs including LED.

LED dimmable bulbs are mandatory for an optimal dimmer usage.

Zigbee technology 2.4 GHz to 2.4835 GHz

Power level: < 100 mW
 Range: 200 m of unobstructed space
 10 m between products indoors

Standards and approvals

Compliant with installation and manufacturing standards.
 See e-catalogue.

The undersigned, BTICINO, declares that the radio-electric equipment type (RW-RA-RG4412CM2) complies with directive 2014/53/EU.

The full text of the EU declaration of conformity is available on the following website:
www.bticino.it/red

Cleaning

Clean the surface with a cloth.

Do not use acetone, tar-removing cleaning agents or trichloroethylene.

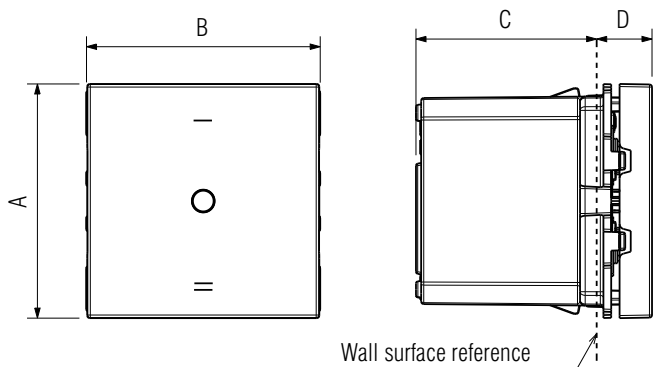
Caution: Always test before using special cleaning products.

The plates must not be painted.



RAEE/WEEE: bticino.com/disposal

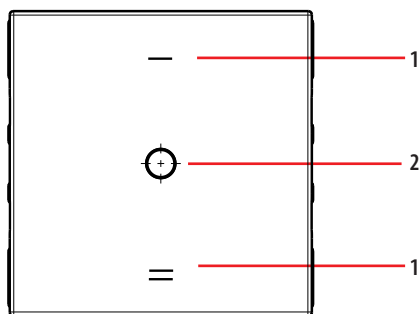
Overall dimensions (mm)



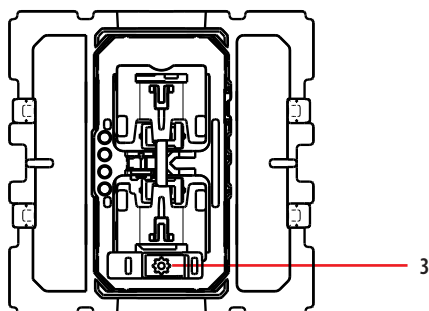
A	B	C	D
45,1	45	34,8	10,6

Operation

Front view



Front view without coverkey



Legend

- 1. Control Pushbutton
- 2. LED indicator: useful during installation
- 3. RESET pushbutton: used to return to factory settings