

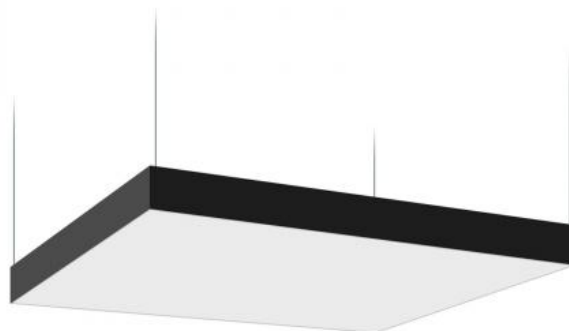
# PANORAMA

WQJP06374



See  
more

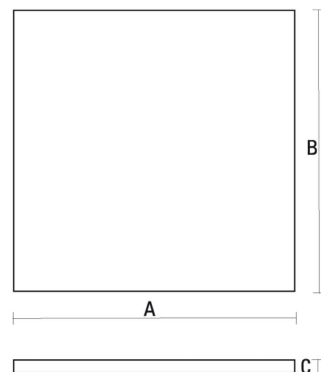
LED luminaire PANORAMA, with a power of 260 W, high light efficacy 145 lm/W. It is made of high-quality components, supported by a 5-year warranty. It shines with a warm light (3000K), which promotes relaxation and rest, making the illuminated room cosier. Designed for suspended mounting.




Power	<b>260 W</b>	Voltage	<b>230 V</b>
Colour temperature	<b>3000 K</b>	Colour of light	<b>WW</b>
Beam angle	<b>112 °</b>	Degree of protection (IP)	<b>IP20</b>

## Technical data

Code	WQJP06374
Power	260 W
Nominal current	1.145 mA
Voltage	230 V
Energy consumption	260 kWh/1000h
Frequency	50HZ Hz
Protection class	II
Power supply included	Yes
Power factor	0.98
Useful luminous flux*	37700 lm (360°)
Luminous flux**	26000, lm (360°)
Lamp efficacy	145 lm/W
Colour temperature	3000 K
Colour of light	WW
Beam angle	112 °
RA	80
Light source included	+
Producer of LED diodes	SPECTRUM
Uniformity of color SDCM max	3
Dimmable	Yes
Working temperature range	-20/+40 °
Lifespan	50000 h
Housing material	Aluminum
Degree of protection (IP)	IP20
Colour	Czarny
Dimension (AxBxC)	1200x1200x140 mm
For use	Inside
Assembly method	Suspended
Application	Inside
Made in	PL



## Related documents

 Photometric file