

PRODUCT DATASHEET

TruSys® PFM W 70 W 4000 K DALI

TruSys® PERFORMANCE WIDE | Luminaire inserts with wide light distribution



Areas of application

- Direct replacement for luminaires with fluorescent lamps
- Industry halls, high rack warehouse, garages, hardware stores
- Discounters, supermarkets

Product benefits

- Homogenous light distribution
- Easy installation, no tools required for connection
- Energy saving and cost-effective
- Flexible application due to a range of different lumen packages and beam angles
- Rows of up to 57 (On-Off) / 66 (DALI) luminaires possible
- Versions with DALI ECG available

Product features

- Beam angle wide: 90°
- Click into place solution with smart click buttons
- Luminous efficacy: up to 160 lm/W
- Fixed luminaire taps
- Lumen package 5600 lm, 8000 lm, 11200 lm
- Steel-sheet housing
- Lens material: PMMA



- Type of protection: IP20
- Common family design with LEDVANCE
- Lifetime (L80/B10): up to 60,000 h

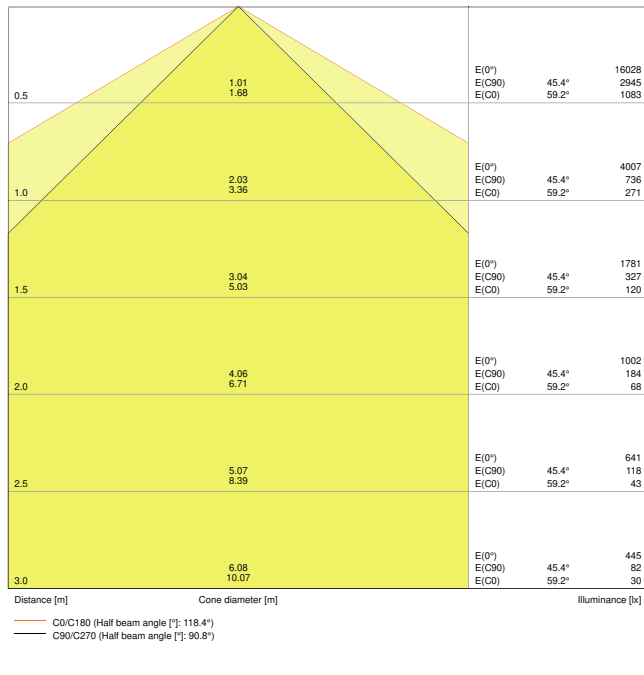
TECHNICAL DATA

Electrical data

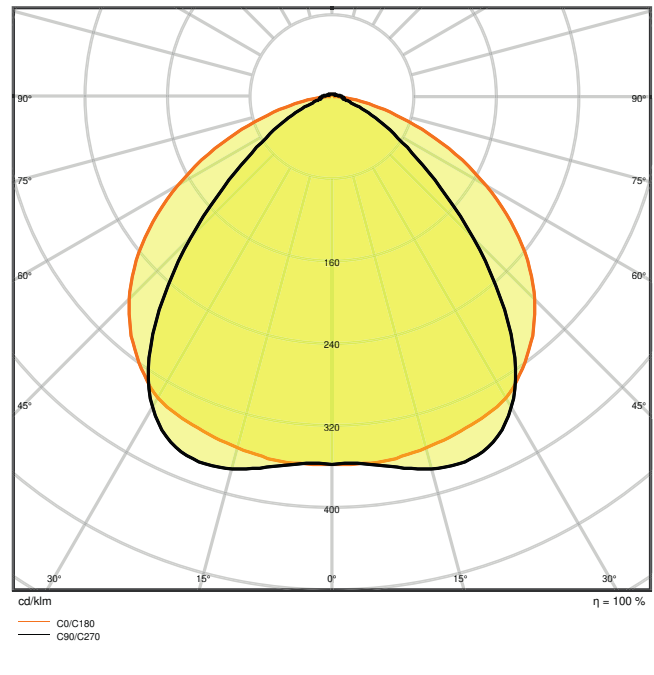
Nominal wattage	70.00 W
Nominal voltage	220...240 V
Mains frequency	0/50/60 Hz
Nominal current	380 mA
Inrush current	40 A
Inrush current time T_{h50}	178 μ s
Max. no. of lum. on circuit break. B16 A	15
Max. no. of lum. on circuit break. C10 A	14
Max. no. of lum. on circuit break. C16 A	23
Power factor λ	> 0.90
Total harmonic distortion	< 20 %
Protection class	I
Operating mode	Integrated LED driver

Photometrical data

Luminous flux	11200 lm
Luminous efficacy	160 lm/W
Color temperature	4000 K
Light color (designation)	Cool White
Color rendering index Ra	≥ 80
Standard deviation of color matching	≤ 3 sdc
Low flicker	Yes
Photobiological safety group acc. to EN62778	RG1
Beam angle	90 °
UGR	21



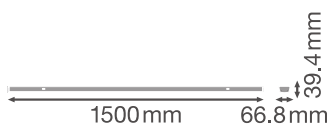
LDC typ cone



LDC typ polar

Dimensions & Weight

Length	1500.00 mm
Width	66.80 mm
Height	39.40 mm
Product weight	1660.00 g



Materials & Colors

Product color	White
Housing color	White
Body material	Steel
Cover material	Polymethylmethacrylate (PMMA)

Light emitting surface material	PMMA
Glow Wire Test according to IEC 60695-2-12	650 °C
Mercury content	0.0 mg

Application & Mounting

Ambient temperature range	-25...+40 °C
Type of connection	Plug-In connection
Type of protection	IP20
Protection class IK (shock resistance)	IK04
Dimmable	Yes
Type of dimming	DALI
Mounting type	Suspended/Surface
Mounting location	Mounting rail
Application environment	Indoor
LED module replaceable	Not replaceable
With light source	Yes

Lifespan

Lifespan L70/B50 at 25 °C	55000 h
Lifespan L80/B10 at 25 °C	50000 h
Lifespan L90/B10 at 25 °C	40000 h
Number of switching cycles	100000

Control gear

Output current	980 mA
ECG - Output ripple current	< 20 %

Certificates & Standards

Standards	CE / CB / ENEC / EAC
Ball shot safe	No











Additional product data

Number of illuminants	-
-----------------------	---

EQUIPMENT / ACCESSORIES

- Mounting rail with fixed integrated 5- and 8-pole cable

DOWNLOAD DATA

DOWNLOAD DATA	
	User instruction
	Addon Technical Information
	Tender documents
	Declarations Of Conformity CE
	IES file (IES)
	LDT file (Eulumdat)
	R3D file (Relux 3D Model)
	M3D file (3D Model)
	ULD file (DIALux)
	UGR file (UGR table)

LOGISTICAL DATA

Product code	Packaging unit (Pieces/Unit)	Dimensions (length x width x height)	Gross weight	Volume
4058075291058	Folding box 1	83 mm x 1,571 mm x 88 mm	1835.00 g	11.47 dm ³
4058075291065	Shipping box 4	1,589 mm x 194 mm x 198 mm	8133.00 g	61.04 dm ³

The mentioned product code describes the smallest quantity unit which can be ordered. One shipping unit can contain one or more single products. When placing an order, for the quantity please enter single or multiples of a shipping unit.

DISCLAIMER

Subject to change without notice. Errors and omission excepted. Always make sure to use the most recent release.