


Product Data Sheet

GWS6455GD57K

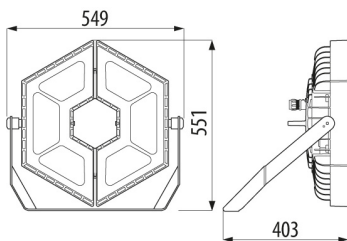
ESALITE FL



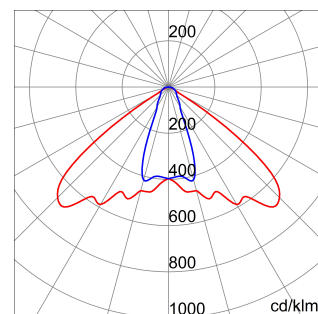
Industrial LED lighting fixture made of die-cast EN AB 46100 aluminium with polyester powder coating. Correct illumination is provided by an optical system composed of different versions of lenses and sealed by an extra-clear tempered glass of 4mm. Silicone gaskets, Goretex breathing and anti-condensation device, waterproof connector for 1.5 mm² cables and stainless steel external screws. Integrated suspension fixing system thanks to a ring made directly in the die-cast aluminium. The die-cast aluminium structure guarantees optimal performance conditions both at Ta25° and Ta50° thanks to specific thermal sizing tests. The correct heat dispersion inside ESALITE is guaranteed by the special passive heat sink with a very low copper content that offers high qualitative and quantitative performances.

GENERAL INFORMATION		OPTIC AND ILLUMINATING FEATURES	
Context	Industry, Logistic, Façade, Sport	Optic	Elliptical
Luminaire	LED luminaire with mid and high lumen power	Unified Glare Rating	UGR ≤ 28
Application	Indoor / Outdoor	Lumen output (lm)	22200
Unique digital code (Datamatrix)	Datamatrix	Efficacy (lm/W)	106
Colour	Grey RAL 9006	Colour temperature	5700 K
Type of light source	LED	Colour Rendering Index	CRI>80
System power	210 W	Standard Deviation Colour Matching	SDCM = 3
LED Lifetime	L90B10 (Tq 25°) 100000 h; L90B10 (Tq 50°) 55000 h	Photobiological Risk Class	-
Weight (kg)	13.7	Standard	EN60598-1; EN60598-2-5; IEC 62778; IEC62471
Warranty	5 years	ELETRICAL AND LIGHTING FEATURES	
Stocking temperature	-25°C ÷ +70°C / HR 10% ÷ 85%	Supply voltage	220-240 V
Operating temperature	-25°C ÷ +50°C	Rated frequency (Hz)	50/60 Hz
MATERIALS		Driver	Included
Body	Die-cast aluminium	Driver failure rate	F10 = 100.000h Tq25°C/50.000h Tq40°C
Shield type	Flat tempered glass 4mm	Overvoltage protection	DM 6KV / CM 8KV
Optic	PMMA lens	Control System	DALI
Gasket	CNC deposited sealant	INSTALLATION AND MAINTENANCE	
Locking Hook	-	Mounting and installation	Bracket
External screw	Stainless steel	Tilt	With graduated fixing bracket
Colour	Polyester powder coated	Wiring	With watertight connector
STANDARDS AND APPROVALS		Fixing	-
Classification	-	Light source replaceability	Non-replaceable
Device with reduced surface temperature	-	Controlgear replaceability	By professional
DIN 18032-3 certification	No	Driver Box	Built-in
IPEA	-	Maximum surface exposed to the wind	0,20 m ²
Insulation class	I	-	-
IP degree	IP66	-	-
Mechanical resistance	IK08	-	-
Glow Wire Test	-	-	-

DIMENSIONAL



PHOTOMETRIC DISTRIBUTION



TECHNICAL SYMBOLOGY



IP
IP66

IK
IK08

GWT
-

STANDARDS/APPROVALS



Data, measures, designs and pictures are for information purpose only, last update 20/04/2023. They can be changed at any moment, therefore it is always recommended to read the last updated version published on the website www.gewiss.com. Lumen output and system power are subject to a tolerance of +/- 10%. Unless stated otherwise, the values apply to an ambient temperature of 25°C. Terms of warranty at <https://www.gewiss.com/it/en/company/landingpage/led-warranty>. - 1 of 1