



# SceneSwitch LEDbulbs

## LEDClassic SSW 60W A60 E27WWFR ND 1PF/10

Some situations call for cool light, others benefit from the ambiance of a warm cozy glow. With Philips SceneSwitch LEDbulbs, you can have different light settings from just one bulb. And you don't need a dimmer! Optimize your lighting for relaxing, hobbies, recreation or working. Simply at the flick of a switch. And that's your existing switch! No extra installation is required.

### Product data

General Information	
Cap-Base	E27 [E27]
Nominal lifetime	15,000 hour(s)
Switching Cycle	20,000
Rated Lifetime (Hours)	15,000 hour(s)
Lighting Technology	LED
Flux measurement reference	Sphere

Light Technical	
Color Code	827/825/822 [CCT of 2700K/2500K/2200K]
Color Code	827/825/822 [CCT of 2700K/2500K/2200K]
Color Designation	Warm/Extra Warm/Very Warm
Correlated Color Temperature (Nom)	2700 2500 2200 K
Luminous Efficacy (rated) (Nom)	107.00 lm/W
Color Consistency	<6
Color rendering index (CRI)	80
LLMF At End Of Nominal Lifetime (Nom)	70 %

Operating and Electrical	
Line Frequency	50 to 60 Hz

Input Frequency	50 to 60 Hz
Power Consumption	1.6 3 7.5 W
Lamp Current (Nom)	43 mA
Starting Time (Nom)	0.5 s
Warm-up time to 60% light	0.5 s
Power Factor (Fraction)	0.5
Voltage (Nom)	220-240 V

Temperature	
T-Case Maximum (Nom)	65 °C

Controls and Dimming	
Dimmable	No

Mechanical and Housing	
Bulb Finish	Frosted
Bulb Shape	A60 [A 60mm]

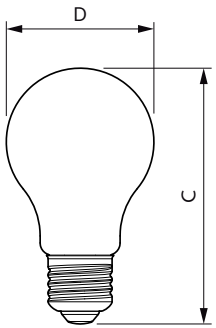
Approval and Application	
Energy Consumption kWh/1000 h	8 kWh

# SceneSwitch LEDbulbs

EPREL Registration Number	739,282
EU RoHS compliant	Yes
<b>Product Data</b>	
Full product code	871951426396301
Order product name	LEDClassic SSW 60W A60 E27WWFR ND 1PF/10
Order code	929002445517


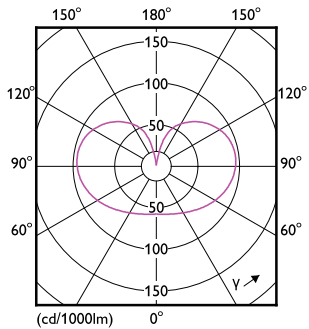
Numerator - Quantity Per Pack	1
Numerator - Packs per outer box	10
Material number (12NC)	929002445517
Full product name	LEDClassic SSW 60W A60 E27WWFR ND 1PF/10
EAN/UPC - Case	8719514263994

## Dimensional drawing

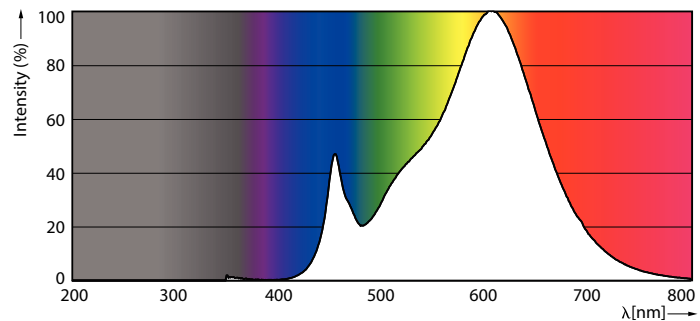


Product	D	C
LEDClassic SSW 60W A60 E27WWFR ND 1PF/10	60 mm	104 mm

## Photometric data



**Light Distribution Diagram - LEDClassic SSW 60W A60 E27WWFR ND 1PF/10**



**Spectral Power Distribution Colour - LEDClassic SSW 60W A60 E27WWFR ND 1PF/10**

# SceneSwitch LEDbulbs

## Lifetime



Life Expectancy Diagram - LEDClassic SSW 60W A60 E27WWFR ND 1PF/10

Lumen Maintenance Diagram - LEDClassic SSW 60W A60 E27WWFR ND 1PF/10

