



Mureva Styl,
simply brilliant



schneider-electric.com/proURL

Life Is On

Schneider
Electric

Life Is On

Content

4	Presentation
12	Green Premium products
13	Inserts For surface mounting and flush mounting
14	Accessories For surface mounting and flush mounting
15	Boxes and frames For surface mounting and flush mounting
16	Complete products Surface mounting
17	Complete products Flush mounting
18	Technical information
21	Reference number overview



Fittings available in Polar White and Anthracite Grey



Mureva Styl, a range of IP55 equipment

At Schneider Electric, we strive towards **technological innovation** on a daily basis. Strict market regulations means developing ever more advanced innovation, to deliver efficiency, **convenience and safety** for you and for your customers.

The heart of this innovation is based on ergonomics - **enabling easy installation** for you and easy operation for occupants.

Mureva Styl is the end result of our research. Mureva Styl reinvents “ease of installation” of your equipment, and innovates - with a design that is **robust yet trendy and unique**.

Simplify your life by opting for **the comfort** that Mureva Styl brings. More business for you, more satisfaction for your customers.




The latest innovations

- Smart LED technology for easy location in the dark
- A transparent cover to easily identify between switch and socket

Mureva Styl, a tough and robust design

The new robust design of Mureva Styl means you can now work with full confidence.



- ① Components are reinforced with strong mechanism fittings, rigid enclosure boxes and frames as well as its waterproof rear membrane seal.
- ② Because all its components are IP55 rated, Mureva Styl withstands the harshest of environment conditions:
 - Waterproof, whether open or fitted,
 - IK 08 classified for protection from knocks, - UV resistant, (meaning that the Polar White version suffers no discoloration),
 - Dirt and dust resistant, as well as resistant to solvents...

Mureva Styl, an ergonomic design

The biggest advance is in its new ergonomic design which makes for a straightforward installation.

The Mureva Styl range is designed to be installed effortlessly, thanks to its intuitive and intelligent fitting design that is based on advanced ergonomics.

- 1 Now it's easy to connect your devices thanks to a insert that gives you plenty of wiring space...
- 2 ... Wiring is so simple. It clips and unclips easily.
- 3 Socket-outlets, switches and push-buttons can be easily illuminated with plug-and-play LED accessories or hardwired.
- 4 A standard switch can be easily be transformed into a push-button thanks to a simple spring mechanism and positioning aid.



Mureva Styl, a trendy design

The Mureva Styl range is not just easy to install and able to withstand all conditions, it has also been ingeniously designed with usability in mind.

Its curved profile goes perfectly with all ranges, and visually is a harmonious match with Schneider Electric ranges.

- 1 The two smart LEDs built into the sockets which is a Schneider Electric innovation make it easy to check when power is on. An innovative feature that also makes it easy to locate in the dark.
- 2 A transparent window cover replaces the opaque cover, meaning no more mistaking a switch with a socket.



Polar White or Anthracite Grey?

In line with current color trends for the residential and small-commercial markets,

Mureva Styl is available in two colors: Polar White and Anthracite Grey.

Polar White is discreet and suited to a variety of environments (hospitals, laboratories, warehouses for example...). Whereas, Anthracite Grey is stylish and perfectly suited to offices, garages, lofts and gardens.





The plastic fittings are specially treated so that both models resist the build up of dust and dirt.



The Mureva Styl range, less inventory, more functionality

Reducing its number of components from 272 to just 90, the Mureva Styl range compromises none of its qualities at the expense of functionality.

A range that has been refined to deliver greater efficiency.

	Full product	Product components
<p>Mureva Styl New generation range</p> <p>  Anthracite Grey  Polar White </p> <p>▼</p> <p>90 part numbers</p>		 <p>IP 55 for surface mounting & for flush mounting</p> <p>Only 2 part numbers to cost out and install and only one product to assemble :</p> <p>simple to cost out with an inventory that is optimized</p>

Brand features

The Mureva Styl range now brings you a number of new functions : emergency stop button, blind control, key-operated switch



Emergency stop button



Blind control



Key-operated switch

The Mureva range, a complete waterproof system

And to make installation even easier, Mureva Styl comprises a comprehensive waterproof range.

Surface-mounted

Mureva Box

A large selection of boxes wherever security and tightness are required



Mureva Tube

Designed to be bent without breaking, to ensure a perfectly aligned channel



Mureva Fix

Designed to ensure a time-proof quality and security in the fixation



Flush-mounted

Mureva Styl and Multifix Air flush-mounted box

Deeper for an optimal comfort of installation, they are strong and universal.



Green Premium™

Endorsing the most eco-friendly products in the industry



Green Premium™ Product

Green Premium is the only label that allows you to effectively develop and promote an environmental policy whilst preserving your business efficiency. This ecolabel guarantees compliance with the most up-to-date environmental regulations, but it does more than this.

Over 75% of Schneider Electric manufactured products have been awarded the Green Premium ecolabel



Discover what we mean by green

Check your products!

Schneider Electric's Green Premium ecolabel is committed to offering transparency, by disclosing extensive and reliable information related to the environmental impact of its products:

RoHS

Schneider Electric products are subject to RoHS requirements at a worldwide level, even for the many products that are not required to comply with the terms of the regulation. Compliance certificates are available for products that fulfil the criteria of this European initiative, which aims to eliminate hazardous substances.

REACH

Schneider Electric applies the strict REACH regulation on its products at a worldwide level, and discloses extensive information concerning the presence of SVHC (Substances of Very High Concern) in all of these products.

PEP: Product Environmental Profile

Schneider Electric publishes the most complete set of environmental data, including carbon footprint and energy consumption data for each of the lifecycle phases on all of its products, in compliance with the ISO 14025 PEP ecopassport program. PEP is especially useful for monitoring, controlling, saving energy, and/or reducing carbon emissions.

EoLI: End of Life Instructions

Available at the click of a button, these instructions provide:

- Recyclability rates for Schneider Electric products.
- Guidance to mitigate personnel hazards during the dismantling of products and before recycling operations.
- Parts identification for recycling or for selective treatment, to mitigate environmental hazards/ incompatibility with standard recycling processes.

Inserts

For surface mounting and flush mounting

Controls							CE	NF	ERAC
	Simple					Double			
	Two-way switch	Intermediate switch	2 pole switch	Push-button	Push-button with label holder	Double two-way switch	Double push-button		
White	MUR39723	MUR39023	MUR39033	MUR39027	MUR39129	MUR39022			
Anthracite	MUR37021	MUR35020	MUR35034	MUR35027	MUR34029	MUR35019	MUR35326		
Characteristics	10 AX	10 AX	16 AX	10 A	10 A	10 AX	10 A		
	250 V AC					250 V AC			
	screwless					screwless			
	IP55 ⁽¹⁾ - IK08					IP55 ⁽¹⁾ - IK08			IP55 ⁽¹⁾ - IK07

With lamp			
Two-way switch	Push-button	Double push-button	
White	MUR39024	MUR39127	
Anthracite	MUR35025	MUR35127	MUR35228
Characteristics	10 AX	10 A	10 A
	250 V AC		
	screwless		
	blue LED, 0.15 mA - 250 V		
	locator or indicator (not wired)	locator	locator (not wired)
	IP55 ⁽¹⁾ - IK08		

Specialized controls					CE	ERAC	CE	NF	ERAC
with 2 positions	with 3 positions	Key to release	Turn to release	Push-button					
Anthracite	MUR35062	MUR35061	MUR35052	MUR35053	MUR35042				
Characteristics	screw terminals		screw terminals		screwless				
	key switches and emergency switches are with 3 A switches								
	IP55 ⁽¹⁾ - IK08								IP55 ⁽¹⁾ - IK07

Signalling device		CE	ERAC
	with red lens for E14 incandescent or LED lamp		
Anthracite	MUR34526		
Characteristics	delivered without lamp		
	see "Lamp for light signal" page 14		
	screw terminals		
	5 W maximum		
	IP55 ⁽¹⁾ - IK08		

Socket-outlets				NF	ERAC
French		German			
16 A 2P+E, shuttered, screwless	16 A 2P+E, shuttered, screw terminals	16 A 2P+E, shuttered, screwless	16 A 2P+E, shuttered, screw terminals		
White	MUR39133	MUR39134	MUR39135		
Anthracite	MUR36133	MUR38030	MUR36134	MUR36135	
Characteristics	250 V AC - 50 Hz		250 V AC - 50 Hz		
	IP55 ⁽¹⁾ - IK08		IP55 ⁽¹⁾ - IK08		

⁽¹⁾ when installed in a box or frame

Surface mounting

Complete with a box
▶ page 15



Flush mounting


Complete with a frame
▶ page 15



Accessories


For surface mounting and flush mounting


Rockers CE EAC			
			
	with bell symbol	with light symbol	for illumination, label holder
White	MUR39201	MUR39202	MUR39203
Anthracite	MUR34201	MUR34202	MUR34203
Characteristics			including label sheet with (blank+bell+light+key marking)


Rockers with lens NF N		
		
	single	double
White	MUR39204	MUR39205
Anthracite	MUR34204	MUR34205



Cable outlet CE	
	
	for one cable
Anthracite	MUR37931
Characteristics	IP55 ⁽¹⁾ - IK08 for one cable 3 x 2.5 mm ²




Set of 10 cable entries NF N		
		
	for 3 cables	for 1 tube
White	MUR39007	MUR39008
Anthracite	MUR35007	MUR35008
Characteristics		ø tube: 6 mm min., 20 mm max.


Protection cover for flush mounting, IP44 CE EAC	
	
	MUR34007



10 sets of 2 covers for surface-box wall mounting screw head CE EAC	
	
Anthracite	MUR34206

Set of 10 labelling sheet CE EAC	
	
	MUR34004
	with blank + bell + light + key marking


Lamps for light signal CE EAC		
		
	incandescent	LED
	MUR34555	MUR34556
Characteristics	for MUR34526 signalling device, see page 13	


LED lamps NF N			
			
	Blue LED, 0.15 mA 250 V, wire	Blue LED, 0.15 mA 250 V, plug & play	Blue LED, 5 mA 12-48 V,dc plug & play
	S520291	S520292	S520293
Characteristics	for switches and socket-outlets for RL and special loads	for switches only	for switches only

Spring to transform a switch to push-button NF N	
	
	Spring
	S520299
Characteristics	10 units, delivered in a plastic bag with a positioning aid tool note: push-button switches are suitable for 10 A loading only (not 10 AX)

Box cover with lid ⁽¹⁾ NF N EAC		
		
	for Unica range products	for Altira range products
White	MUR39106	MUR39110
Anthracite	MUR35106	MUR35110
Characteristics	IP55 ⁽²⁾ - IK06	

⁽¹⁾ see page xx of chapter "Technical informations", the table of Unica and Altira range products compatible with these box covers with lid.
⁽²⁾ when installed in a box or frame.

Surface mounting
 Complete with a box
▶ page 15

Flush mounting
 Complete with a frame
▶ page 15

Boxes and frames

For surface mounting and flush mounting

Boxes for surface mounting				
				
	1 gang	2 gangs, horizontal	2 gangs, vertical	3 gangs, horizontal
White	MUR39911	MUR39914	MUR39912	MUR39913
Anthracite	MUR37911	MUR37914	MUR37912	MUR37713
Characteristics	IP55 ⁽¹⁾ - IK08			

Frames for flush mounting					
					
	1 gang	1 gang, with claws	2 gangs, horizontal	2 gangs, vertical	3 gangs, horizontal
White	MUR39107	MUR39108	MUR39101	MUR39151	MUR39109
Anthracite	MUR34107	MUR34108	MUR34101	MUR34151	MUR34109
Characteristics	IP55 ⁽¹⁾ (on flat/smooth walls only. IP44 ⁽¹⁾ if mounted on uneven walls with MUR34007 ref) / IK08				

⁽¹⁾ when completed with covers

Complete products

Surface mounting

Controls								CE	NF	ERC
	Simple				Double		With lamp			
	Two-way	Intermediate	2 pole	Push-button	Double two-way	Two-way	Two-way	Push-button		
White	MUR39021			MUR39026						
Anthracite	MUR35021	MUR35023	MUR35033	MUR35026	MUR35022	MUR35024	MUR35028			
Characteristics	10 AX	10 AX	16 AX	10 A	10 AX	10 AX	10 A			
	250 V AC				250 V AC		250 V AC			
	screwless				screwless		screwless			
							blue LED, 0.15 mA 250V			
							locator or indicator (not wired)		locator	
	IP55 - IK08				IP55 - IK08		IP55 - IK08			

Mechanical time delay switches		CE	ERC
White	MUR39067		
Anthracite	MUR35067		
Characteristics	250 V AC		
	up to 14 min. - adjustable steps: 2 min.		
	screw terminals		
	switching capacity: 10 A		
	IP55 - IK08		


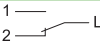
Socket-outlets + two-way switches			
	French	CE	NF
	German	CE	ERC
	16 A 2P+E, shuttered + two-way	16 A 2P+E, shuttered + two-way	
Anthracite	MUR36025		MUR36024
Characteristics	screwless		screwless
	switch: 10 AX-250 V AC		switch: 10 AX-250 V AC
	IP55 - IK08		IP55 - IK08


French socket-outlets					NF
	Single		Double	Triple	
	16 A 2P+E, shuttered, screwless		16 A 2P+E, shuttered, screwless, horizontal	16 A 2P+E, shuttered, screwless, horizontal	
	16 A 2P+E, shuttered, screw terminals				
White	MUR39030				
Anthracite	MUR35031	MUR36030	MUR36028	MUR36037	
Characteristics	IP55 - IK08		prewired	prewired	
			IP55 - IK08	IP55 - IK08	

German socket-outlets					ERC
	Single		Double	Triple	
	16 A 2P+E, shuttered, screwless		16 A 2P+E, shuttered, screwless	16 A 2P+E, shuttered, screw terminals	
	16 A 2P+E, shuttered, screw terminals				
White	MUR39034		MUR39206	MUR39035	
Anthracite	MUR36034	MUR36731	MUR36029	MUR36038	
Characteristics	IP55 - IK08		prewired	prewired	
			IP55 - IK08	IP55 - IK08	

Complete products

Flush mounting

Controls		CE	NF	RE	ERC
	Simple				
	Two-way with fixing claws				
White	MUR39721				
Characteristics	10 AX 250 V AC screwless IP55 (on flat/smooth walls only. IP44 if mounted on uneven walls with MUR34007 ref) / IK08				

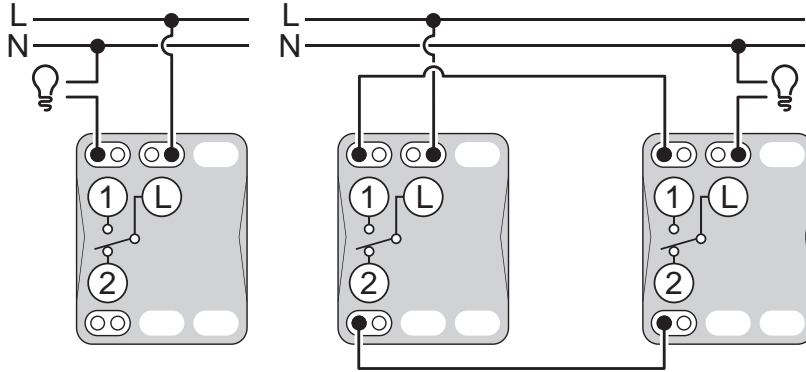
German socket-outlets		RE	ERC
	16 A 2P+E, shuttered, screwless		
White	MUR39132		
Anthracite	MUR36132		
Characteristics	IP55 - IK08		

Technical information

Connection examples

Controls

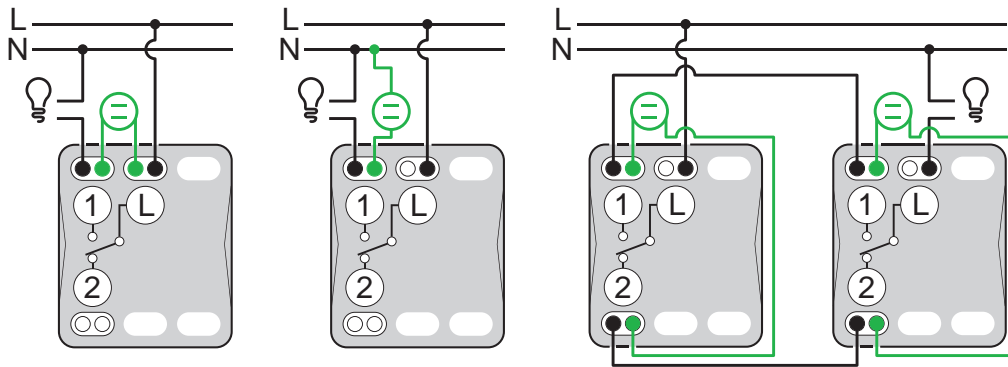
Two-way switches



On/Off circuit

Two-way circuit

Two-way switches with LED

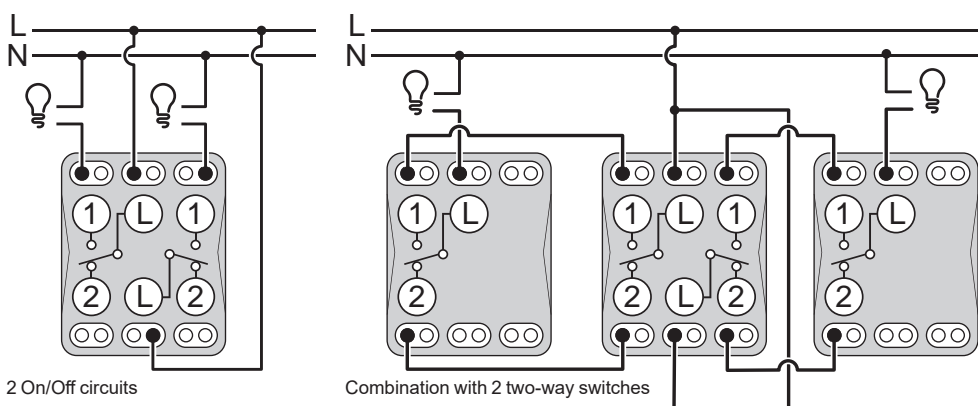


On/Off circuit with locator lamp

On/Off circuit with indicator lamp

Two-way circuit with locator lamp

Double two-way switches

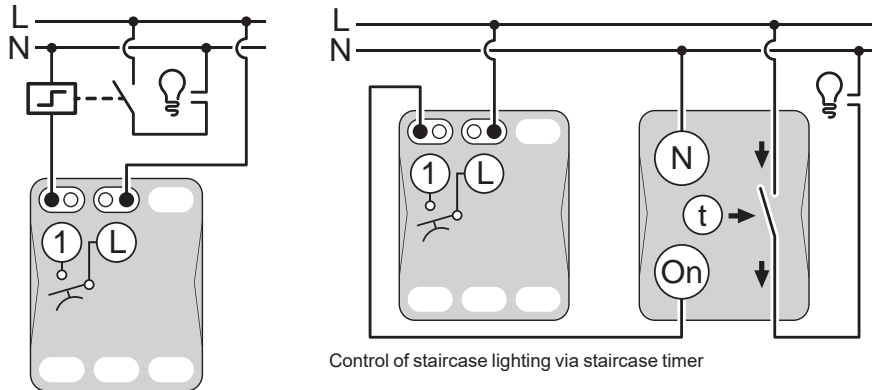


2 On/Off circuits

Combination with 2 two-way switches

Technical information

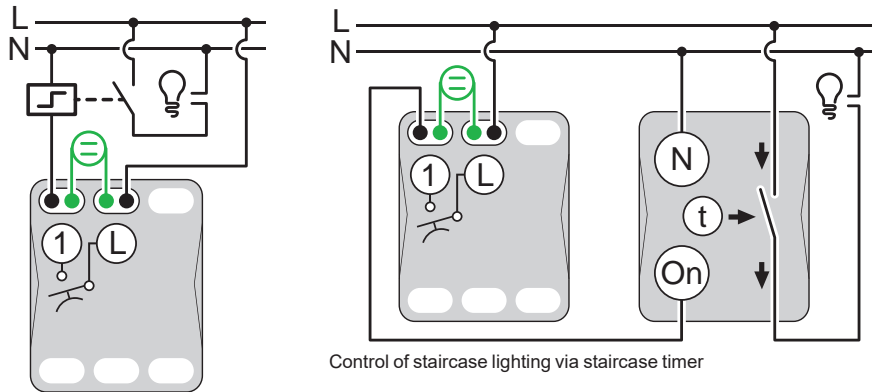
Push-button



Control of light via impulse relay

Control of staircase lighting via staircase timer

Push-button with LED

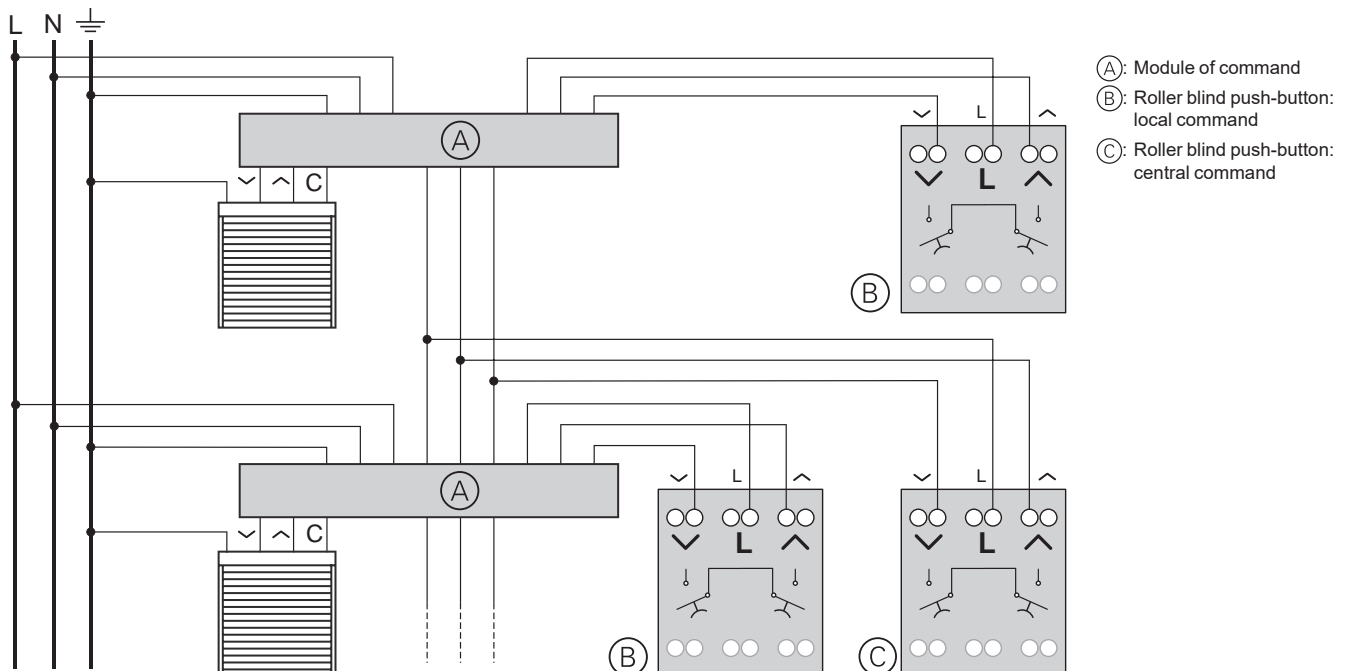


Control of light via impulse relay

Control of staircase lighting via staircase timer

Specialized controls

Roller blind push-button



- (A): Module of command
- (B): Roller blind push-button: local command
- (C): Roller blind push-button: central command

Technical information

Unica range products compatible

with box covers with lid ref. MUR39106/MUR35106

Product	Designation	Reference
10 AX – 250 V AC switches with blue locator lamp	two-way screwless terminals	MGU3.203.XX
16 AX – 250 V AC switches with amber indicator lamp	double pole one-way screw terminals	MGU3.262.XX
Key switches	key switch - 2 positions	MGU3.701.XX
Fuse holders	10 A	MGU3.630.XX
	16 A	MGU3.631.XX
Rotary electronic dimmers switches	400 VA, 1 - 10 V for fluorescent tubes	MGU3.510.XX
	40 - 1000 W/VA	MGU3.512.XXZD
	40-400 W/VA one/two way switch	MGU3.511.XX
	60-400W/VA one way switch	MGU3.559.XX
Push-button dimmer switch	multi-load Variapush (pulse control) 20 - 350 W/VA	MGU3.515.XX
Time delay switch	8 A press activated time delay switch	MGU3.535.XX
Weekly programmable timer	weekly programmable	MGU3.541.XX
Weatherstation	weatherstation	MGU3.546.XX
Wake up clock	wake up clock	MGU3.545.XX
Italian socket-outlets	16 A 2P + E, Italian earth, shuttered, screw terminals	MGU3.023.XX
European socket-outlets	16 A 2P, shuttered, screw terminals	MGU3.033.XX
German socket-outlets	16 A 2P + E, shuttered, screw terminals	MGU3.037.XX
	16 A 2P + E, shuttered, screw terminals with lamp	MGU3.037.XXSL
	16 A 2P + E, shuttered, screwless	MGU3.057.XX
	16 A 2P + E, shuttered, screwless with lamp	MGU3.057.XXSL
French socket-outlets	16 A 2P + E, shuttered, screw terminals	MGU3.039.XX
	16 A 2P + E, shuttered, screw terminals with lamp	MGU3.039.XXSL
	16 A 2P + E, shuttered, screwless	MGU3.059.XX
	16 A 2P + E, shuttered, screwless with lamp	MGU3.059.XXSL
British socket-outlets	13 A 2P + E, shuttered, screw terminals	MGU3.045.XX
Special socket-outlet	10 A 2P, shuttered, screw terminals	MGU3.077.XX
RJ45 data connector covers	universal	MGU9.460.XX
		MGU9.461.XX
Data sockets	category 5e, unshielded	MGU3.411.XX
		MGU3.410.XX
	category 5e, shielded	MGU3.413.XX
		MGU3.412.XX
	category 6, unshielded	MGU3.415.XX
MGU3.414.XX		
category 6, shielded	MGU3.417.XX	
MGU3.416.XX		
TV/FM sockets	TV/FM socket for parallel distribution systems	MGU3.451.XX
		MGU3.469.XX
	TV/FM sockets for series distribution systems	MGU3.452.XX
MGU3.453.XX		
R-TV/SAT sockets	R-TV/SAT socket for parallel distribution systems	MGU3.454.XX
	R-TV/SAT socket for series distribution systems	MGU3.455.XX
		MGU3.456.XX
R/TV/SAT sockets	R/TV/SAT socket for parallel distribution systems	MGU3.450.XX
TV/SAT sockets	TV/SAT Female socket-F type	MGU3.468.XX
SAT single shielded sockets	male individual	MGU3.462.XX
	male terminal	MGU3.464.XX
	male passage	MGU3.463.XX
TV single shielded sockets	female individual	MGU3.465.XX
	female terminal	MGU3.467.XX
	female passage	MGU3.466.XX
Telephone sockets	RJ11- 4 contacts screw	MGU3.492.XX
	RJ12- 6 contacts screw	MGU3.497.XX
Indicator lamps	indicator lamps	MGU3.775.XXX
Buzzer and electronic doorbell	230 V, 50-60Hz buzzer	MGU3.785.XX
	230 V electronic doorbell	MGU3.786.XX
Emergency light	emergency light	MGU3.776.T
Pilotlamp	autonomous pilotlamp	MGU3.780.T
Wireless inserts	combined relay (on/off)	MGU3.572.XX
	combined dimmer	MGU3.573.XX
	combined roller blind	MGU3.574.XX

Technical information

Altira range products compatible

with box covers with lid ref. MUR39110/MUR35110

Product	Designation	Reference
16 A - 250 V AC switches	two-way switch	ALB4X051
10 A - 250 V AC push-buttons	one-way push-button, normally open	ALB4X060
Rotary dimmers	40 - 400 VA two-way	ALB4X192
	400 VA, 1 - 10 V for 230 V AC fluorescent tubes	ALB4X194
Push-button dimmers	universal push-button dimmer 20- 350 VA	ALB4X190
Time-delay switch	8 A, 2 s, 12 min. time-delayed	ALB4X139
French socket-outlets	16 A - 250 V AC, 2P+E, Rotoclip socket-outlet,shuttered, 45°/90°, screwless	ALB4X212
	16 A - 250 V AC, 2P + E, Rotoclip socket-outlet,shuttered, 45°/90°, luminous LED, screwless	ALB4X213
	16 A - 250 V AC, 2P + E, shuttered, 90° straight, screwless	ALB4X277
	16 A - 250 V AC, 2P + E, shuttered, 90° straight, screw terminals	ALB4X272
German socket-outlets	16 A - 250 V AC, 2P + side E, shuttered, 45° slanted position, screwless	ALB4X282
RJ45 data sockets with Actassi S-One connectors	unshielded	ALB4X305N
		ALB4X325N
TV/FM/SAT/Hi-Fi socket	3 outputs TV/FM/SAT, 2 inputs TV/FM + SAT	ALB4X322
Telephone sockets	french telephone socket	ALB4X366
Loudspeaker sockets	single socket spring terminal connections	ALB4X387
Roller blinds control	16 A one-way roller blinds switch	ALB4X087
	10 A roller blinds push-button	ALB4X089

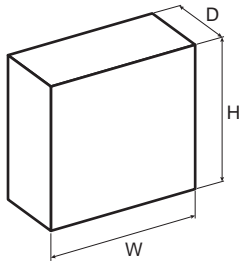
Technical information

Lighting circuit equipment dimensioning and selection guide

- For english version; you can use the "http://download.schneider-electric.com/files?p_Doc_Ref=A9GT15E" link to upload the "Lighting technical guide: How to control and protect lighting circuits?"
- For french version; you can use the "http://download.schneider-electric.com/files?p_Doc_Ref=A9GT15F" link to upload the "Lighting technical guide: How to control and protect lighting circuits?"

Technical information

Dimensions



Ref.	Width (W)	Height (H)	Depth (D)	Ref.	Width (W)	Height (H)	Depth (D)
MUR34007	71	71	26	MUR36134	71	71	50
MUR34029	71	71	40	MUR36135	71	71	43
MUR34101	155	84	23	MUR36731	76	76	64
MUR34107	84	84	28	MUR37021	71	71	40
MUR34108	84	84	44	MUR37713	218	76	54
MUR34109	226	84	23	MUR37911	76	76	54
MUR34151	84	155	23	MUR37912	76	147	54
MUR34201	71	70	14	MUR37914	147	76	54
MUR34202	71	70	14	MUR37931	71	71	45
MUR34203	71	70	14	MUR38030	71	71	47
MUR34204	71	70	14	MUR39007	49	42	8
MUR34205	71	70	14	MUR39008	49	42	13
MUR35007	49	42	8	MUR39021	76	76	64
MUR35008	49	42	13	MUR39022	71	71	40
MUR35019	71	71	40	MUR39023	71	71	40
MUR35020	71	71	40	MUR39024	71	71	40
MUR35021	76	76	64	MUR39026	76	76	64
MUR35022	76	76	64	MUR39027	71	71	40
MUR35023	76	76	64	MUR39030	76	76	64
MUR35024	76	76	64	MUR39033	71	71	40
MUR35025	71	71	40	MUR39034	76	76	64
MUR35026	76	76	64	MUR39035	147	76	64
MUR35027	71	71	40	MUR39067	76	76	80
MUR35028	76	76	64	MUR39101	155	84	23
MUR35031	76	76	64	MUR39106	71	71	29
MUR35033	76	76	64	MUR39107	84	84	28
MUR35034	71	71	40	MUR39108	84	84	44
MUR35042	71	71	40	MUR39109	226	84	23
MUR35052	71	71	80	MUR39110	71	71	29
MUR35053	71	71	80	MUR39127	71	71	40
MUR35061	71	71	72	MUR39129	71	71	40
MUR35062	71	71	72	MUR39132	84	84	50
MUR35067	76	76	80	MUR39133	71	71	47
MUR35106	71	71	29	MUR39134	71	71	50
MUR35110	71	71	29	MUR39135	71	71	50
MUR35127	71	71	40	MUR39151	84	155	23
MUR35228	71	71	40	MUR39201	71	71	14
MUR35326	71	71	40	MUR39202	71	70	40
MUR36024	76	147	64	MUR39203	71	70	14
MUR36025	76	147	64	MUR39204	71	70	14
MUR36028	147	76	64	MUR39205	71	70	14
MUR36029	147	76	64	MUR39206	76	76	64
MUR36030	76	76	64	MUR39721	84	84	56
MUR36034	76	76	64	MUR39723	71	71	40
MUR36037	218	76	64	MUR39911	76	76	54
MUR36038	218	76	64	MUR39912	76	147	54
MUR36132	84	84	56	MUR39913	218	76	54
MUR36133	71	71	47	MUR39914	147	76	54

Reference number overview

Ref.	page	Ref.	page	Ref.	page	Ref.	page	Ref.	page
MUR34004	14	MUR35022	16	MUR36025	16	MUR39022	13	MUR39151	15
MUR34007	14	MUR35023	16	MUR36028	16	MUR39023	13	MUR39201	14
MUR34029	13	MUR35024	16	MUR36029	16	MUR39024	13	MUR39202	14
MUR34101	15	MUR35025	13	MUR36030	16	MUR39026	16	MUR39203	14
MUR34107	15	MUR35026	16	MUR36034	16	MUR39027	13	MUR39204	14
MUR34108	15	MUR35027	13	MUR36037	16	MUR39030	16	MUR39205	14
MUR34109	15	MUR35028	16	MUR36038	16	MUR39033	13	MUR39206	16
MUR34151	15	MUR35031	16	MUR36132	17	MUR39034	16	MUR39721	17
MUR34201	14	MUR35033	16	MUR36133	13	MUR39035	16	MUR39723	13
MUR34202	14	MUR35034	13	MUR36134	13	MUR39067	16	MUR39911	15
MUR34203	14	MUR35042	13	MUR36135	13	MUR39101	15	MUR39912	15
MUR34204	14	MUR35052	13	MUR36731	16	MUR39106	14	MUR39913	15
MUR34205	14	MUR35053	13	MUR37021	13	MUR39107	15	MUR39914	15
MUR34206	14	MUR35061	13	MUR37713	15	MUR39108	15	S520291	14
MUR34526	13	MUR35062	13	MUR37911	15	MUR39109	15	S520292	14
MUR34555	14	MUR35067	16	MUR37912	15	MUR39110	14	S520293	14
MUR34556	14	MUR35106	14	MUR37914	15	MUR39127	13	S520299	14
MUR35007	14	MUR35110	14	MUR37931	14	MUR39129	13		
MUR35008	14	MUR35127	13	MUR38030	13	MUR39132	17		
MUR35019	13	MUR35228	13	MUR39007	14	MUR39133	13		
MUR35020	13	MUR35326	13	MUR39008	14	MUR39134	13		
MUR35021	16	MUR36024	16	MUR39021	16	MUR39135	13		

Life Is On



Schneider Electric Industries SAS

35, rue Joseph Monier
CS 30323
92506 Rueil Malmaison Cedex
France

RCS Nanterre 954 503 439
Capital social 896 313 776 €
www.schneider-electric.com

January, 2017
Mureva Styl catalogue

© 2017 - Schneider Electric. All Rights Reserved.
All trademarks are owned by Schneider Electric Industries SAS or its affiliated companies.
LSB03407EN

This document has been
printed on recycled paper

