



# Other LEDtube

## LED 2.2W 300mm S14D WW ND 1CT/4

Philips LEDtube integrates a LED light source into a traditional fluorescent form factor. This product is the ideal solution for uplamping in general lighting applications: it meets basic lighting requirements, offers significant energy savings, and is environmentally friendly.

### Product data

General Information	
Cap-Base	S14D [S14d]
Nominal lifetime	30,000 hour(s)
Switching Cycle	50,000
Rated Lifetime (Hours)	30,000 hour(s)
Lighting Technology	LED
Flux measurement reference	Sphere

Light Technical	
Color Code	827 [CCT of 2700K]
Color Code	827 [CCT of 2700K]
Beam Angle (Nom)	140 degree(s)
Luminous Flux	250 lumen
Color Designation	Warm White (WW)
Correlated Color Temperature (Nom)	2700 K
Luminous Efficacy (rated) (Nom)	113.00 lm/W
Color Consistency	<6
Color rendering index (CRI)	80
LLMF At End Of Nominal Lifetime (Nom)	70 %

Operating and Electrical	
Line Frequency	50 to 60 Hz
Input Frequency	50 to 60 Hz

Power Consumption	2.2 W
Lamp Current (Nom)	22 mA
Starting Time (Nom)	0.5 s
Warm-up time to 60% light	0.5 s
Power Factor (Fraction)	0.4
Voltage (Nom)	220-240 V

Temperature	
Ambient temperature range	-20 °C to 45 °C
T-Case Maximum (Nom)	30 °C

Controls and Dimming	
Dimmable	No

Mechanical and Housing	
Bulb Finish	Frosted
Bulb Material	Plastic
Product Length	300 mm
Bulb Shape	Others

Approval and Application	
Energy Saving Product	Yes

## Other LEDtube

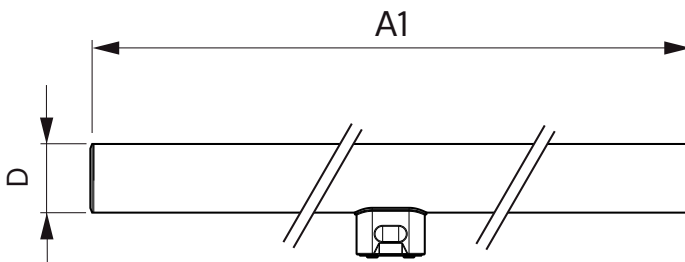
Approval Marks	RoHS compliance CE marking KEMA Keur certificate
Energy Consumption kWh/1000 h	3 kWh
EPREL Registration Number	387,347
EU RoHS compliant	Yes

### Product Data

Full product code	871951426362800
Order product name	LED 2.2W 300mm S14D WW ND 1CT/4

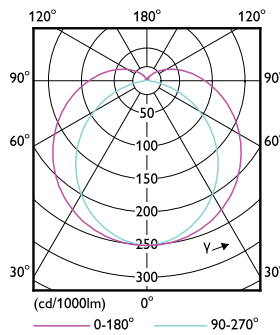

Order code	929002444001
Numerator - Quantity Per Pack	1
Numerator - Packs per outer box	4
Material number (12NC)	929002444001
Full product name	LED 2.2W 300mm S14D WW ND 1CT/4
EAN/UPC - Case	8719514263635

## Dimensional drawing



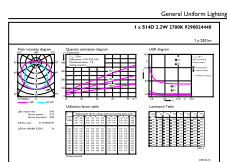
Product	D1	D2	A1	A2	A3
LED 2.2W 300mm S14D WW ND 1CT/4	30 mm	30 mm	266.8 mm		299 mm

## Photometric data



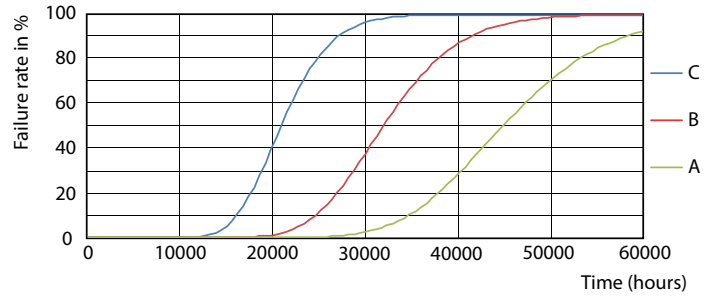
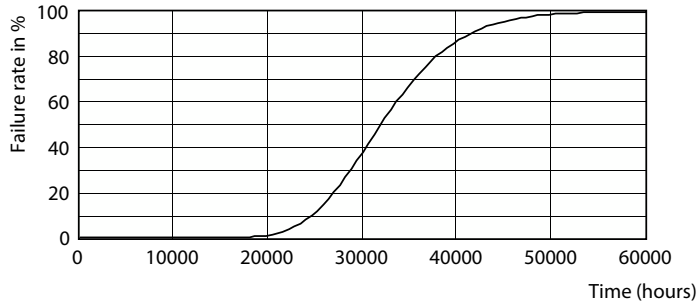
Spectral Power Distribution Colour - LED 2.2W 300mm S14D WW ND 1CT/4

Light Distribution Diagram - LED 2.2W 300mm S14D WW ND 1CT/4



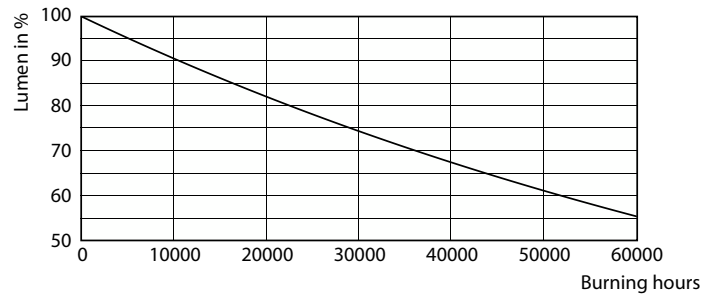
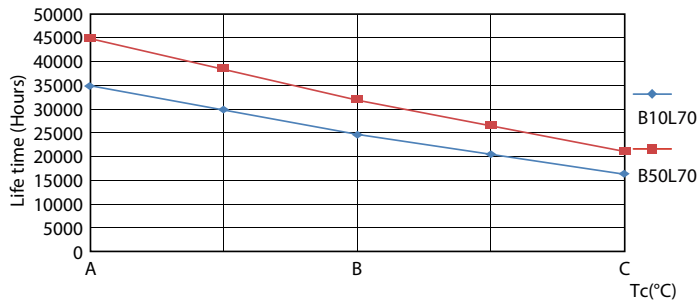
# Other LEDtube

## Lifetime



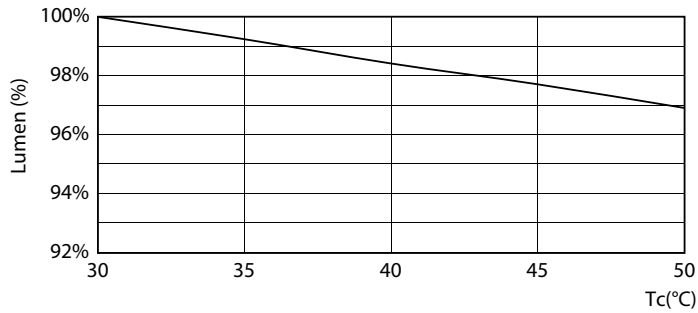
Life Expectancy Diagram - LED 2.2W 300mm S14D WW ND 1CT/4

Life Expectancy Diagram - LED 2.2W 300mm S14D WW ND 1CT/4



Life Expectancy Diagram - LED 2.2W 300mm S14D WW ND 1CT/4

Lumen Maintenance Diagram - LED 2.2W 300mm S14D WW ND 1CT/4



Lumen Maintenance Diagram - LED 2.2W 300mm S14D WW ND 1CT/4

## Other LEDtube

