



MASTERCoulour CDM-T Elite

MASTERC CDM-T Elite 50W/942 G12 1CT

Single-ended, very high-efficiency, long-life Ceramic Metal Halide discharge lamp producing crisp white sparkling light with high color rendering

Warnings and Safety

- Use only in totally enclosed luminaire, even during testing (IEC61167, IEC 62035, IEC60598)
- The luminaire must be able to contain hot lamp parts if the lamp ruptures
- Use only with electronic control gear. 35W & 70W lamps may also use electromagnetic gear.
- Control gear must include end-of-life protection (IEC61167, IEC 62035)
- A lamp breaking is extremely unlikely to have any impact on your health. If a lamp breaks, ventilate the room for 30 minutes and remove the parts, preferably with gloves. Put them in a sealed plastic bag and take it to your local waste facilities for recycling. Do not use a vacuum cleaner.

Product data

| Operating and Electrical | | Chromaticity Coordinate X (Nom) | | 0.371 |
|----------------------------|----------------------------------|------------------------------------|--------------|------------|
| Power Consumption | 50.2 W | Chromaticity Coordinate Y (Nom) | | 0.366 |
| Voltage (Nom) | 91 V | Correlated Color Temperature (Nom) | | 4200 K |
| Voltage (Nom) | 91 V | Luminous Efficacy (rated) (Nom) | | 5,000 lm/W |
| General Information | | Color rendering index (CRI) | | 90 |
| Cap-Base | G12 [G12] | Controls and Dimming | | |
| Operating Position | UNIVERSAL [Any or Universal (U)] | Dimmable | No | |
| Flux measurement reference | Sphere | Mechanical and Housing | | |
| Light Technical | | Bulb Finish | Clear | |
| Color Code | 942 [CCT of 4200K] | Bulb Shape | T19 [T 19mm] | |
| Luminous Flux | 5,000 lumen | | | |
| Color Designation | Cool White (CW) | | | |

MASTERC colour CDM-T Elite

Approval and Application

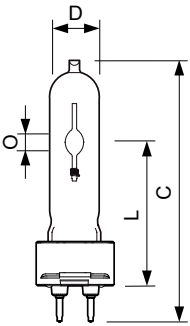
| | |
|-------------------------------|-----------|
| Mercury (Hg) Content (Max) | 5.7 mg |
| Mercury (Hg) Content (Nom) | 5.7 mg |
| Energy Consumption kWh/1000 h | 51 kWh |
| EPREL Registration Number | 1,519,238 |

Product Data

| | |
|--------------------|-------------------------------------|
| Full product code | 871829120159500 |
| Order product name | MASTERC CDM-T Elite 50W/942 G12 1CT |


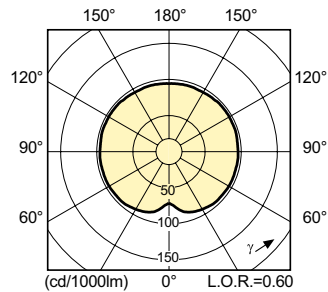
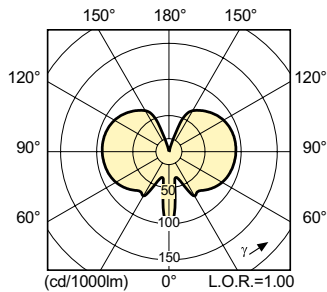
| | |
|---------------------------------|-------------------------------------|
| Order code | 928080015131 |
| Numerator - Quantity Per Pack | 1 |
| Numerator - Packs per outer box | 12 |
| Material number (12NC) | 928080015131 |
| Full product name | MASTERC CDM-T Elite 50W/942 G12 1CT |
| EAN/UPC - Case | 8718291201601 |

Dimensional drawing



| Product | D (max) | O | L (min) | L (max) | L | C (max) |
|-------------------------------------|---------|--------|---------|---------|-------|---------|
| MASTERC CDM-T Elite 50W/942 G12 1CT | 20 mm | 7.1 mm | 55 mm | 57 mm | 56 mm | 103 mm |

Photometric data

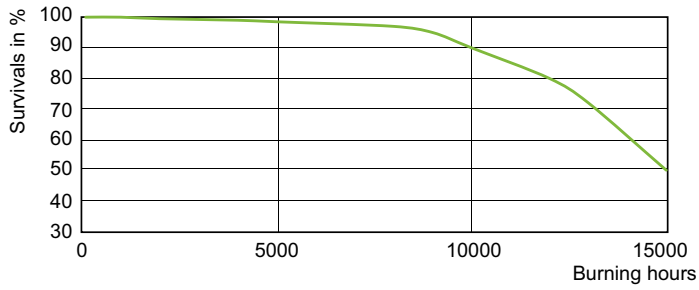


Light Distribution Diagram - MASTERC CDM-T Elite 50W/942 G12 1CT

Spectral Power Distribution Colour - MASTERC CDM-T Elite 50W/942 G12 1CT

MASTERC colour CDM-T Elite

Lifetime



Life Expectancy Diagram - MASTERC CDM-T Elite 50W/942 G12 1CT

Lumen Maintenance Diagram - MASTERC CDM-T Elite 50W/942 G12 1CT

